



Course Title:	<b>Construction Labor and Safety</b>				
Course Prefix:	<b>CONS</b>	Course No.:	<b>4360</b>	Section No.:	<b>P01</b>



**School of  
Architecture**

Department:  
Construction Science

<b>Course Location:</b>	Nathelyne Archie Kennedy Building, room 115
<b>Class Meeting Days &amp; Times:</b>	Monday 6:30-8:50 PM
<b>Catalog Description:</b>	“(3-0) Credit 3 semester hours. Constitutional and legal basis of labor relations in the construction industry; craft and trade unions; dual and merit shop operations; contractor-union agreements; safety on the jobsite; OSHA and related regulations
<b>Prerequisites:</b>	<b>Upper level</b>
<b>Co-requisites:</b>	<b>Upper level</b>
<b>Mode of Instruction:</b>	<b>x Face-to-face</b>
<b>Instructor:</b>	Anne B. McGowan, MS, CPS Adjunct Professor
<b>Office Location:</b>	School of Architecture, Prairie View A&M University, Room 227
<b>Office Telephone:</b>	979-777-4861
<b>Fax:</b>	(936) 261-9826
<b>Email Address:</b>	abm@.tamu.edu or amcgowan@arch.tamu.edu
<b>U.S. Postal Service Address:</b>	Prairie View A&M University P.O. Box 519 Mail Stop 2100 Prairie View, TX 77446
<b>Office Hours:</b>	Monday Night 8:30-9:00PM. OTHER HOURS BY APPOINTMENT. Students are advised to make appointments with the professor ahead of time and be specific with the subject matter to be discussed. Students must be prepared for their appointment by bring all applicable materials and information to the meeting.
<b>Virtual Office Hours:</b>	By appointment anytime on Friday and any nights or weekends zoom
<b>Required Text:</b>	<b>CFR 1926 Construction OSHA Regulation –<a href="http://osha.gov">osha.gov</a> or recommended <a href="#">JKeller construction student workbook</a></b>
<b>Optional Text:</b>	AAOS first Aid and CFR 1926 (OSHA regulation for construction)

**Recommended  
Text/Readings:**

**Learning Resources**

**PVAMU Library:**

Telephone: (936) 261-1500;

web: <http://www.tamu.edu/pvamu/library/>

Use the Reference Desk at the library where the staff is eager to guide your research. They can orient you to hard copies and on-line resources.

**University Bookstore:**

Telephone: (936) 261-1990

web: <https://www.bkstr.com/Home/10001-10734-1?demoKey=d>

**The Writing Center**

Telephone: (936) 261-3700

The Writing Center's goal is to provide a friendly, stress-free environment for students from all over campus to meet with a consultant and talk about writing of all types. They provide a responsive audience and advice from experienced writers in sessions generally lasting thirty to forty-five minutes. Sessions of this length offer time to work individually with students on any aspect of the writing process: from brain storming and drafting, to revising and proofreading. They will explore ways to improve a student's overall writing skills. They do NOT proofread or edit for students, but instead teach proofreading and editing techniques. Their goal is to: make a better writer for the long term.

**Student Academic Success Center**

Telephone: (936) 261-1040

Student Academic Success Center identifies academic and social roadblocks that interfere with persistence and timely graduation of PVAMU students. SASC informs campus-wide policies by staying current with retention literature and best practices. Further, SASC develops programs and services that are specifically aimed at continuing the academic success of the first year. We strive to provide PVAMU students with "*Navigation to Graduation*".

**The Tutoring Center**

John B. Coleman Library in Room 209

Telephone: (936) 261-1561

Hours: Monday through Thursday 12 pm to 9 pm and Friday from 8 am to 5 pm.

Email: [AEtutoring@pvamu.edu](mailto:AEtutoring@pvamu.edu)

Open to **all** undergraduate students enrolled for credit in targeted PVAMU courses. offers help for:

- Microeconomics, Macroeconomics
- Management Information Systems
- History, Government
- Statistics, Basics – Calculus II
- Psychology, Sociology
- English (Basics – Freshman Comp II), Speech
- Spanish I&II
- Biology (Pre-Med, Pre-Nursing)
- Chemistry (Bio & Nursing Majors)
- Physics
- Materials & Science

**Course Goals and Overview:**



For construction projects to be successfully completed without accidents, safety is one of the key elements that must be addressed by all parties working on the jobsite. Many hazards may be present on any type of building project. It will be your responsibility to know the OSHA federal standards; and be able to recognize unsafe jobsites. Job safety analysis report will be used on all jobsites to lower the number of employees exposed to a hazard as well as address risk management assessment and wellness programs. The goal of this course is to focus on hazards of the jobsite, safety plan, and the corrective measures that must be implemented to make the jobsite safe for everyone. The primary emphasis is to help you understand why a behavioral based safety programs are so important, and how management can implement different facets of a safety program such as hazardous communication written program, emergency action plans and blood borne pathogen regulations. Understanding the importance of the overall value of working safely both on the job and off the job should be the company's goal for all employees.. Everyone should remember "that no job is so urgent that it cannot be performed safely".

### Course Outcomes/Learning Objectives

At the end of this course, the students will

4443.1	Describe current management theories and concepts of an accidents and the OSHA federal standards.
4443.2 4443.3	Identify unsafe work situations with JSA's Implement corrective procedures for trade union and craft operations as well as project operations using checklists
4443.4	Describe the elements of a safety plans, emergency action plans, safety data sheets on hazards and wellness programs.
4443.5	Be able to write in detail a job safety analysis report and safety plan.
4443.6	Be able to write an EAP and the proper emergency response for injuries on the jobsites .
4443.7 4443.8	Develop and to demonstrate the ability to solve problems and evaluate an accident, and a near miss. Develop and demonstrate the ability to effectively communicate of contractor-union agreements as well as use the preferred language of choice
4443.9	Identify training and behavioral performances techniques that can be used on the jobsite to increase situational awareness

### Course Requirements & Evaluation Methods

This course will utilize the following instruments to determine student grades and proficiency of the learning outcomes for the course.

**Exams:** All exams will be given on the announced date. All students must be present as make-up exams are NOT given unless caused by a university excused absence. It is also understand that emergencies do occur. If a university excused absence or a valid emergency is reported and approved, the make-up exam must be taken during the next scheduled class period to avoid a penalty. Otherwise, taking the exam after this time will result in an ASSESSED PENALTY COST OF 10% PER DAY FOR EVERY DAY THAT THE EXAM HAS NOT BEEN TAKEN and will continue indefinitely until the exam is taken. All exams will be taken on Scantron 882. Students must bring the Scantron and pencil on day of the scheduled exam.

**Attendance and Involvement:** This will account for 10% of the student's grade. Students will lose points for being absent, sleeping in class, not paying attention in class, being disruptive to the class, failing to turn off cell phones, texting, etc. Student participation will account for 10% of the student's course grade. (Maximum of 3 points for each class can be deducted)

**Group Project:** Your course project will include the compilation of each of the standards. A safety fact sheet and check list must be completed for each of the standards. (Follow the rubric given in class for the project)

**Safety Paper:** Designed to evaluate the current safety trends on the industry. (craft and trade unions) digital format due last day of class. Paper must have Powerpoint for the 10 most important facts of your paper as well as the essay paper. ( Follow the rubric given in class for the paper)

**Assignments:** Must be turned in on the day due and typed.All submissions on Canvas

**optional: Extra credit for completing the online Spanish course**

**Grading Matrix  
Labor and Safety Course  
Instrument**

	<b>Value</b>	<b>Notes</b>
Exam #1	100	Scantron 882 and pencil/take home/short answer
Exam #2	100	Scantron 882 and pencil
Group Project: Submittal using rubric- JSA \and picutre (20), accident investigation of injury picture (20),tool box(20), and SOPS (20) checklist D,Z E F G H N O P J X L K I	100	All students must share the task on completing the group project. The members will grade each other at the end of the semester.
Safety Plan Paper: Submittal using rubric (Mission statement, EAP, Hazmat, Silicosis, JSA and accident investigation and checklist of standards.	150	Digital copy and hard copy
Class Attendance/Participation	<b>3 points off total points for absent unex.</b>	Will be deducted from the final average for each unexcused absent . Allowed one absent
Assignments/knowledge exercises	100	
key points on management of craft and trade unions , (25),Corporate wellness topics described with treatment and sign and symptoms(50) and legal basis of labor relations in construction (25)- submit all sections to canvas completion of the spanish course with certificate submitted to canvas-optional Spanish online course:optional Extra 5 points added to total	50	type of class will depend on the CDC and AHA recommendations
<b>Total:</b>	<b>600</b>	

**Grade Determination:**

A= 600-480

B= 479-359

C= 358-238

D= 237-117

If a student has stopped attending the course (i.e. "stopped out") at any point after the first day of class but did not officially withdraw from the course and has missed assignments and exams and performed below the grade level of a D, a grade of FN (failed-non attendance) will be assigned for the final course grade to ensure compliance with the federal Title IV financial aid regulations. In contrast, if the student has completed all assignments and exams, but performed below the grade level of a D, a grade of F will be assigned for the final course grade.

**Grade Grubbing:**

'Grade grubbing' is a new term that has come about due to students bothering, harassing, or pestering their instructors over grades when the fault for performance lies with the student. This sort of behavior has no place in this institution of higher learning. Forcing instructors to compromise their ethics with threatening requests or any requests to inflate grades is an unfair responsibility placed on the instructor and a poor reflection on the student. This behavior is rude, offensive and wastes the instructor's time.

**Examples:**

- "Rounding up my grade will help my GPA."
- "I need a passing grade to keep my scholarship."
- "I need a passing grade to get off of academic probation/suspension."
- "Can you give me a few points to get a higher grade?"
- "I understand that you don't accept late work, but I did the assignment or my part of the group project, can you please make an exception?"
- "I know you do not offer extra credit, but can I write an essay to bring up my grade?"
- "I misunderstood the instructions. Can I still turn in my assignment late?"
- "I was wondering if there is anything I can do to bring up my grade, I am so close to an A."
- "I need a passing grade to graduate/get into medical school."
- "My grade should be rounded up because I worked hard, came to every class, and never missed assignments."
- "If I do not get a passing grade, I will be in trouble with my parents."

Wearing down the instructor by arguing, begging, and pleading to possess academic expectations without taking personal responsibility is harassment, disrespectful, and inappropriate and will be reported to the Office of Student Conduct.

## Course Procedures

### Canvas

CANVAS is a tool that Prairie View A&M University uses for assessment purposes. One of your assignments may be considered an "artifact," an item of coursework that serves as evidence that course objectives are met. More information will be provided during the semester.

***Class attendance is important for knowledge as well as meeting the federal regulations for OSHA certification.***

### University Attendance Policy:

Prairie View A&M University requires regular class attendance. Excessive absences will result in lowered grades. Excessive absenteeism, whether excused or unexcused, may result in a student's course grade being reduced or assignment of a grade of "F." Absences are accumulated beginning with the first day of class.

### Instructor's Attendance and Participation Policy

As a student in a professional practice course at Prairie View A&M University you are expected to attend each class. Class attendance is recorded on roll sheets that are circulated to record your name and signature. Since attendance is critical to the learning objectives and the class discussions and activities, one must do more than just show up. Attentiveness is important. Other things that could cause you to lose points would be sleeping in class, working on other assignments in class, being rude or being disruptive.

Participation and absences are accumulated beginning with the first day of class on **August 21** If you do not come to class, you may assume that you have received three points deduction for the class period unless you have a university approved excuse in one of the following classifications:

- Participation in an activity appearing on the University authorized activity list.
- Death or major illness in a student's immediate family.
- Illness of a dependent family member.
- Participation in legal proceedings that requires a student's presence.
- Religious holy day.
- Confinement because of illness.
- Required participation in military duties.

If you miss class for one of these reasons, you must provide a memorandum plus supporting documentation to clear the absence from your record. These documents will be accepted for ONE WEEK AFTER THE ABSENCE HAS OCCURRED. There will be NO exceptions to this rule. This includes student-athletes who are to provide university forms for reporting absences to participate in approved competitions. Emails will not be accepted to clear these absences. After that, the involvement grade stands. If you have another reason other than these seven for being absent, you may submit a memorandum with supporting documentation requesting that the absence be removed from you record for ONE WEEK AFTER THE ABSENCE HAS OCCURRED. There will be NO exceptions to this rule. All requests will be reviewed and approved or disapproved based upon the justification that you provide in your memorandum. While other reasons for being absent are rarely approved; it is understood that you might feel that there is a higher priority that requires you to miss class. In accepting your decision to miss class, you **must** also be willing to accept the instructor's decision not to allow you to make up the assignments for the class.

<p><b>Personal Conduct</b></p>	<p>Students and faculty are expected to conduct themselves in ways that support individual learning and the learning of others. To that end members of the classroom community will conduct themselves in a professional and ethical manner to achieve these objectives. Any conduct construed to interfere with the learning opportunities of members of the class may result in the removal of the student from the class for that day. Repeated inappropriate conduct will result in permanent removal from the class. Based upon the fact that you are preparing for professional employment, you are expected to adhere to the following specific guidelines:</p> <ul style="list-style-type: none"> <li>• <u>During regular class periods all students are expected to dress appropriately</u> in accordance with university regulations so that no disruptions in the learning experience will occur.</li> <li>• <u>No hats or caps will be allowed to be worn in the classroom during class sessions.</u> If you elect to wear a hat or cap during the lectures or class discussion, your decision will be respected. However you should also respect the instructor's decision to not award you daily participation points based upon that decision.</li> <li>• <u>Dress Code for Presentations:</u> Professional dress is expected for all design and technical presentations in class. Failure to adhere to the guidelines posted by the instructor will result in a deduction of ten percent (10%) from your final presentation score.</li> <li>• <u>No food or drink</u> is allowed in the classroom at any time.</li> <li>• <u>Cellular telephones are to be turned off or put on silent ring tone</u> during the class period. Texting is strictly prohibited during the class period. No "ear phone" units will be allowed. If your cell phone rings during the lecture or you are texting you are subject to losing all participation point for that class period.</li> <li>• <u>Laptops must emit no noise.</u> Make sure your laptop is warmed up and your battery charged before class starts. A laptop is allowed only for taking notes or accessing relevant course material during the class. Checking email, playing a game, messaging and other non-class related activities are not allowed at any time.</li> <li>• <u>Harassment</u> of your fellow students of any kind will not be tolerated.</li> <li>• <u>No children, friends, family members or guests are allowed in the class without prior approval.</u> Failure to adhere to this rule will result in a "0" for that class period</li> </ul>
<p><b>Conduct of the Class</b></p>	<p>Please note the following rules for the conduct of the class.</p> <ul style="list-style-type: none"> <li>• <u>Class will begin at the appointed time.</u></li> <li>• <u>Class is dismissed when so indicated by the instructor.</u> Students are expected to stay throughout the entire class period. Leaving the classroom before the class is dismissed without prior approval from the instructor will result in a loss of participation for that class. (three points deducted)</li> <li>• All class members are required to <u>keep the classroom in a clean and orderly manner</u> to facilitate the number of students using it each day. Failure to maintain the classroom as requested by the instructor will result in a deduction in participation points for all class members for that date of instruction.</li> <li>• <u>Lecture Notes and Handouts</u> will be sent to your official university email. Handouts distributed during a class period will not be distributed at any other time. It is the student's responsibility to get a copy from another student or source.</li> </ul>
<p><b>Submission of Assignments:</b></p>	<p>Assignments are due at the start of the class session. No late work will be accepted without proper documentation.</p>

**Formatting Documents:**

Microsoft Word is the standard word processing tool used at PVAMU. If you are using other word processors, be sure to save the document in either the Microsoft Word, Rich-Text, or plain text format.

**Exam Policy:**

Exams and quizzes will be announced online via Canvas as scheduled , however , the class activities and “pop quiz” will not be noted on Canvas. Exams should be taken as scheduled. No makeup examinations will be allowed except under documented emergencies (See Student Handbook). Bring scantron 882 for the two tests in the course. Always bring paper and pencil/pen to each class.

Occupational Health and Safety-Keeping the workplace safe; Magazine published monthly. Excellent source for current safety topics for today's jobsites. [ohsonline.com/construction-safety](http://ohsonline.com/construction-safety)

National Safety Council: Workplace safety practices The National Safety Council collects statistics on types of accidents that occur on the jobsite, as well as having analysis of the incident and how the situation could have been prevented.

Constructor; Magazine published bi-monthly for members of The Associated General Contractors of America, offers in-depth coverage and analysis of the construction industry and related topics, such as insurance, safety and regulatory issues, as well as practical advice on labor relations and legal matters.

## **Student Support and Success:**

### **John B. Coleman Library**

John B. Coleman Library The John B. Coleman Library’s mission is to enhance the scholarly pursuit of knowledge, to foster intellectual curiosity, and to promote life-long learning and research through our innovative services, resources, and cultural programs, which support the Prairie View A&M University’s global mission of teaching, service, and research. It maintains library collections and access both on campus, online, and through local agreements to further the educational goals of students and faculty. Website: <https://www.pvamu.edu/library/>; Phone: 936-261-1500

### **Academic Advising Services**

Academic Advising Services offers students a variety of services that contributes to student success and leads towards graduation. We assist students with understanding university policies and procedures that affect academic progress. We support the early alert program to help students get connected to success early in the semester. We help refer students to the appropriate academic support services when they are unsure of the best resource for their needs. Faculty advisors support some students in their respective colleges. Your faculty advisor can be identified in PantherTracks. Advisors with Academic Advising Services are available to all students. We are located across campus. Find your advisor's location by academic major at [www.pvamu.edu/advising](http://www.pvamu.edu/advising). Phone: 936-261-5911



## **The University Tutoring Center**

The University Tutoring Center (UTC) offers free tutoring and academic support to all registered PVAMU students. The mission of the UTC is to help provide a solid academic foundation that enables students to become confident, capable, independent learners. Competent and caring staff and peer tutors guide students in identifying, acquiring, and enhancing the knowledge, skills, and attitudes needed to reach their desired goals. Tutoring and academic support are offered face-to-face in the UTC, in virtual face-to-face sessions (<https://www.pvamu.edu/student-success/sass/university-tutoring-center/>), and through online sessions (<https://www.pvamu.edu/pvplace/>). Other support services available for students include Supplemental Instruction, Study Break, Academic Success Workshops, and Algebra Study Jam. Location: J. B. Coleman Library, Rm. 307; Phone: 936-261-1561; Email: [pvtutoring@pvamu.edu](mailto:pvtutoring@pvamu.edu); Website: <https://www.pvamu.edu/student-success/sass/university-tutoring-center/>

## **Writing Center**

The Writing Center provides well-trained peer tutors to assist students with writing assignments at any stage of the writing process. Tutors help students with various writing tasks from understanding assignments, brainstorming, drafting, revising, editing, researching, and integrating sources. Students have free access to Grammarly online writing assistance. Grammarly is an automated proofreading and plagiarism detection tool. Students must register for Grammarly by using their student email address. In addition, students have access to face-to-face and virtual tutoring services either asynchronously via email or synchronously via Zoom. Location: J. B. Coleman Library, Rm. 209; Phone: 936-261-3724; Website: <https://www.pvamu.edu/student-success/writing-center/>; Grammarly Registration: <https://www.grammarly.com/enterprise/signup>

## **Academic Early Alert**

Academic Early Alert is a proactive system of communication and collaboration between faculty, academic advisors, and PVAMU students that is designed to support student success by promptly identifying issues and allowing for intervention. Academic Early Alerts help students by providing a central location to schedule advising appointments, view advisor contact information, and request assistance. Students who recognize that they have a problem that is negatively affecting their academic performance or ability to continue school may self-refer an Academic Early Alert. To do so, students will log in to PV Place and click on Academic Early Alert on the left sidebar. Phone: 936-261-5902; Website: <https://www.pvamu.edu/student-success/early-alert/>

## **Student Counseling Services**

The Student Counseling Services unit offers a range of services and programs to assist students in maximizing their potential for success: short-term individual, couples, and group counseling, as well as crisis intervention, outreach, consultation, and referral services. The staff is licensed by the State of Texas and assists students who are dealing with academic skills concerns, situational crises, adjustment problems, and emotional difficulties. Information shared with the staff is treated confidentially and in accordance with Texas State Law. Location: Hobart Taylor, 2nd floor; Phone: 936-261-3564; Website:

<https://www.pvamu.edu/healthservices/student-counseling-services/>

Testing Services serves to create opportunities by offering a suite of exams that aid in the students' academic and professional success. Currently, we administer entrance (HESI A2), college readiness (TSI assessment), Prior Learning (CLEP, DSST), and proctored exams. Location: Wilhelmina Delco, 3rd Floor, Rm. 305; Phone: 936-261-3627; Email: [aetesting@pvamu.edu](mailto:aetesting@pvamu.edu); Website:

[www.pvamu.edu/testing](http://www.pvamu.edu/testing)

### **Office of Diagnostic Testing and Disability Services**

The Americans with Disabilities Act (ADA) is a federal anti-discrimination statute that provides comprehensive civil rights protection for persons with disabilities.

Among other things, this legislation requires that all students with disabilities be guaranteed a learning environment that provides for reasonable accommodation of their disabilities. If you believe you have a disability requiring an accommodation, contact the Office of Disability Services. As a federally-mandated educational support unit, the Office of Disability Services serves as the repository for confidential disability files for faculty, staff, and students. For persons with a disability, the Office develops individualized ADA letters of request for accommodations. Other services include learning style inventories, awareness workshops, accessibility pathways, webinars, computer laboratory with adapted hard and software, adapted furniture, proctoring non-standardized test administrations, ASL interpreters, ALDs, digital recorders, Livescribe, and a comprehensive referral network across campus and the broader community.

Location: Hobart Taylor, Rm. 1D128; Phone: 936-261-3583; Website:

<https://www.pvamu.edu/disabilityservices/>

### **Center for Instructional Innovation and Technology Services (CIITS)**

Distance Learning, also referred to as Distance Education, is the employment of alternative instructional delivery methods to extend programs and services to persons unable to attend college in the traditional manner. The Center for Instructional Innovation and Technology Services (CIITS) supports student learning through online, hybrid, web-assist, and 2-way video course delivery. For

more details and contact information, visit:

<https://www.pvamu.edu/dlearning/distance-learning-2-2/students-2/>; Phone: 936-

261-3283 Center for Instructional Innovation and Technology Services (CIITS)

Distance Learning, also referred to as Distance Education, is the employment of

alternative instructional delivery methods to extend programs and services to

persons unable to attend college in the traditional manner. The Center for

Instructional Innovation and Technology Services (CIITS) supports student

learning through online, hybrid, web-assist, and 2-way video course delivery. For

more details and contact information, visit:

<https://www.pvamu.edu/dlearning/distance-learning-2-2/students-2/>; Phone: 936-

261-3283

### **Veteran Affairs**

Veterans Services works with student veterans, current military and military dependents to

support their transition to the college environment and continued persistence to

graduation. The Office coordinates and certifies benefits for both the G.I. Bill and

the Texas Hazlewood Act. Location: Evans Hall, Rm. 102; Phone: 936-261-3563;

Website: <https://www.pvamu.edu/sa/departments/veteranaffairs/>

### **Office for Student Engagement**

The Office for Student Engagement delivers comprehensive programs and services

designed to meet the co-curricular needs of students. The Office implements

inclusive and accessible programs and services that enhance student development

through exposure to and participation in diverse and relevant social, cultural,

intellectual, recreational, community service, leadership development, and campus

governance. Location: Memorial Student Center, Rm. 221; Phone: 936-261-1340;

Website: <https://www.pvamu.edu/studentengagement/>

### **Career Services**

Career Services supports students through professional development, career

readiness, and placement and employment assistance. The Office provides one-on-

one career coaching, interview preparation, resume and letter writing, and career

exploration workshops and seminars. Services are provided for students at the

Northwest Houston Center and College of Nursing in the Medical Center twice a

month or on a requested basis. Distance Learning students are encouraged to visit

the Career Services website for information regarding services provided. Location:

Anderson Hall, 2nd floor; Phone: 936-261-3570; Website:

<https://www.pvamu.edu/careerservices/>

### **Technical Considerations for Online and Web-Assist Courses:**

Minimum Hardware and Software

Requirements Minimum Recommended Hardware and Software: · Intel PC or Laptop with Windows 10 or later version; Mac with OS High Sierra\* · Smartphone or iPad/Tablet with Wi-Fi\* · High speed Internet access · 8 GB Memory · Hard drive with 320 GB storage space · 15” monitor, 800x600, color or 16 bit · Sound card w/speakers · Microphone and recording software · Keyboard & mouse · Most current version of Google Chrome, Safari or Firefox \*Smartphone, Google Chrome books and Android tablets may not be supported. iPads are the only tablets supported. Note: Be sure to enable Java & pop-ups in the Web browser preferences Participants should have a basic proficiency of the following computer skills: · Sending and receiving emails · A working knowledge of the Internet · Microsoft Word (or a program convertible to Word) · Acrobat PDF Reader · Windows or Mac OS · Video conferencing software

Students are expected to participate in all discussions and virtual classroom chats as directed. Students are to be respectful and courteous to others on discussions boards. Foul or abusive language will not be tolerated. Do not use ALL CAPS for communicating to others AS IT CAN BE INTERPRETED AS YELLING. Avoid slang terms such as “wassup?” and texting abbreviations such as “u” instead of “you.” Limit and possibly avoid the use of emoticons. Be cautious when using humor or sarcasm as tone is sometimes lost in an email or discussion post and the message might be taken seriously or sound offensive.

### **Video Conferencing Etiquette**

When using Zoom, WebEx or other video conferencing tools, confirm the visible area is tidy, clear of background clutter, inappropriate or offensive posters, and other distractions. Ensure you dress appropriately and avoid using high traffic or noisy areas. Stay muted when you are not speaking and avoid eating/drinking during session. Before class session begins, test audio, video and lighting to alleviate technology issues.

Students are expected to participate in all discussions and virtual classroom chats when directed to do so. Students are to be respectful and courteous to others in the discussions. Foul or abusive language will not be tolerated. When referring to information from books, websites or articles, please use APA standards to reference sources.

During the first week of class each student will be required to acknowledge by replying to a Posting stating that you have reviewed and understand the following Online Netiquette Policy for the course.

- **Discussion/Zoom / Webcam Behavior**

When in a Zoom meeting or utilizing your webcam, be sure to act and dress as professionally as you can. You should look the same as you would if we were meeting face-to-face in the instructor’s office or in class. You should

be sitting up in a chair and not laying down. Consider how you might look if you were going to be interviewed for a job via Zoom. If you feel as though your behavior or appearance would reflect negatively on you during that situation you are advised against it. You should also try to keep your physical environment where you are working on the class to be as quiet as possible. If there is a television or loud music playing in the background try to limit it, as it can inhibit your ability to be easily heard and understood.

Be properly dressed- hair bonnets, caps, pajamas, etc., will not be acceptable when attending class and participating in the discussions..

Be punctual

Be kind to each other

Please mute microphones when lecture is in session

Have fun!

2. When posting discussions or e-mailing one another, please be respectful of what you write. Inappropriate language will not be tolerated, and the instructor has the right to determine what is inappropriate. Disrespectful students are subject to discipline or dismissal from the online learning platform for this course. All activities in the classroom will follow standards set in the Student Handbook

3. When creating/posting images do NOT use graphics that have sexual, political or religious implications. If you are unsure if you are unsure if a certain graphic is appropriate, email your instructor privately.

4. Address your peer or instructor with their names for each post or email

5. Do not use ALL CAPS for postings or unnecessary exclamation marks, and not use text messaging-style for official assignment postings & email to the instructor. Caps where appropriate, example proper nouns and at the beginning of each sentence.

6. When posting critiques, try to be positive with your remarks, at the same time well-seasoned with ideas and comments how your peers can improve their work.

7. This course requires that you give support and feedback to your classmate's works. If you see that someone does not have any comments made, please review your classmate's works by posting feedback.

8. Aim at getting your discussion assignments & projects in early. (The instructor permits revisions for better grades, most important personal enrichment and improvement if assignment is posted before the due date.)

Late assignments or discussions can slow the class down and will not benefit you as the learner.

9. Include references with your answers when it is cited from. Do not violate copyright laws.

10. Respect examples of Students Works posted online. They are posted as a guide.

### **Technical Support:**

Students should go to the Password Reset Tool if they have password issues. The page will provide instructions for resetting passwords and contact information if login issues persist. For other technical questions regarding eCourses, call the Center for Instructional Innovation and Technology Services (CIITS) at 936-261-3283 or email ciits@pvamu.edu.

### **Submission of Assignments-On Line: Canvas assignments submission**

Assignments, Papers, Exercises, and Projects will distributed and submitted through your online course. Directions for accessing your online course will be provided. Additional assistance can be obtained from the Office of Distance Learning.

ASSIGNMENTS are due at the start of the class session and /or date due on canvas specific assignment

## **University Rules and Procedures**

<b>Disability Statement (See Student Handbook):</b>	Students with disabilities, including learning disabilities, who wish to request accommodations in class should register with the Services for Students with Disabilities (SSD) early in the semester so that appropriate arrangements may be made. In accordance with federal laws, a student requesting special accommodations must provide documentation of their disability to the SSD coordinator. Students should also inform the instructor of their need for accommodations immediately at the outset of the course so that a solution designed to being successful in class can be produced.
<b>Academic Misconduct (See Student Handbook):</b>	You are expected to practice academic honesty in every aspect of this course and all other courses. Make sure you are familiar with your Student Handbook, especially the section on academic misconduct. Students who engage in academic misconduct are subject to university disciplinary procedures.
<b>Forms Of Academic Dishonesty:</b>	<ul style="list-style-type: none"><li>• Cheating: deception in which a student misrepresents that he/she has mastered information on an academic exercise that he/she has not mastered; giving or receiving aid unauthorized by the instructor on assignments or examinations.</li><li>• Academic misconduct: tampering with grades or taking part in obtaining or distributing any part of a scheduled test.</li><li>• Fabrication: use of invented information or falsified research.</li><li>• Plagiarism: unacknowledged quotation and/or paraphrase of someone else's words, ideas, or data as one's own in work submitted for credit. Failure to identify information or essays from the Internet and submitting them as one's own work also constitutes plagiarism.</li></ul>

<p><b>PVAMU's General Statement on the Use of Generative Artificial Intelligence Tools in the Classroom</b></p> <p><b>Protections and Accommodations for Pregnant and Parenting Students</b></p>	<p>Generative Artificial Intelligence (GAI), specifically foundational models that can create writing, computer code, and/or images using minimal human prompting, are increasingly becoming pervasive. Even though ChatGPT is one of the most well-known GAIs currently available, this statement includes any and all past, current, and future generations of GAI software. Prairie View A&amp;M University expects that all work produced for a grade in any course, be it face-to-face or virtual, will be the sole product of a student's endeavors to meet those academic goals. However, should an instructor permit their students to use artificial intelligence as a resource or tool, students must not substitute the substance of their original work with the results of using such GAI tools. This clearly violates the <a href="#">University's Administrative Guidelines on Academic Integrity</a> and its underlying academic values.</p> <p>The U.S. Department of Education's Office for Civil Rights (OCR) enforces, among other statutes, Title IX of the Education Amendments of 1972. Title IX protects people from discrimination based on sex, sexual orientation, and gender identity in education programs or activities that receive federal financial assistance. This protection includes those who may be pregnant and parenting. Title IX states: "No person in the United States shall, on the basis of sex, be excluded from participation in, be denied the benefits of, or be subjected to discrimination under any education program or activity receiving Federal financial assistance." Students seeking accommodations related to pregnancy or parenting should contact the Office of Title IX for information, resources, and support at <a href="mailto:titleixteam@pvamu.edu">titleixteam@pvamu.edu</a>. Additional information and/or support may be provided by the Office of Disability Services or the Office of the Dean of Students</p>
<p><b>Student Support and Success:</b></p>	<p>Authority and responsibility for assigning grades to students rest with the faculty. However, in those instances where students believe that miscommunication, errors, or unfairness of any kind may have adversely affected the instructor's assessment of their academic performance, the student has a right to appeal by the procedure listed in the University Online Catalog and by doing so within thirty days of receiving the grade or experiencing any other problematic academic event that prompted the complaint.</p>
<p><b>Student Support and Success</b></p>	
<p><b>Academic Advising Services</b></p>	<p>Academic Advising Services offers students various services that contribute to student success and lead toward graduation. We assist students with understanding university policies and procedures that affect academic progress. We support the early alert program to help students connect to success early in the semester. We help refer students to the appropriate academic support services when they are unsure of the best resource for their needs. Faculty advisors support some students in their respective colleges. Your faculty advisor can be identified in PantherTracks. Advisors within Academic Advising Services are available to all students. We are located across campus. Find your advisor's location by academic major on the <a href="#">advising website</a>. Phone: 936-261-5911</p>

<p><b>The University Tutoring Center</b></p>	<p>The University Tutoring Center (UTC) offers free tutoring and academic support to all registered PVAMU students. The mission of the UTC is to help provide a solid academic foundation that enables students to become confident, capable, independent learners. Competent and caring staff and peer tutors guide students in identifying, acquiring, and enhancing the knowledge, skills, and attitudes needed to reach their desired goals. Tutoring and academic support are offered face-to-face in the UTC and virtually in online sessions. Other support services available for students include Supplemental Instruction, Study Breaks, Academic Success Workshops, and Algebra Study Jam. Location: J. B. Coleman Library, Rm. 307; Phone: 936-261-1561; Email: <a href="mailto:pvtutoring@pvamu.edu">pvtutoring@pvamu.edu</a>; <a href="#">University Tutoring Website</a></p>
<p><b>Writing Center</b></p>	<p>The Writing Center provides well-trained peer tutors to assist students with writing assignments at any stage of the writing process. Tutors help students with various writing tasks from understanding assignments, brainstorming, drafting, revising, editing, researching, and integrating sources. Students have free access to Grammarly online writing assistance. Grammarly is an automated proofreading and plagiarism detection tool. Students must register for Grammarly by using their student email address. In addition, students have access to face-to-face and virtual tutoring services either asynchronously via email or synchronously via Zoom. Location: J. B. Coleman Library, Rm. 209; Phone: 936-261-3724; <a href="#">Writing Center Website</a>, <a href="#">Grammarly Registration</a></p>
<p><b>Panther Navigate</b></p>	<p>Panther Navigate is a proactive system of communication and collaboration between faculty, academic advisors, and students that is designed to support student success by promptly identifying issues and allowing for intervention. Panther Navigate helps students by providing a central location to schedule advising appointments, view campus resources, and request assistance. Students who recognize that they have a problem that negatively affects their academic performance or ability to continue school may self-refer an academic early alert. To do so, students will log in to Canvas and click on Student Alerts on the left sidebar within a course. Students also have the option to download the Navigate Student app. Phone: 936-261-5902; <a href="#">Panther Navigate Website</a></p>
<p><b>Student Counseling Services</b></p>	<p>The Student Counseling Services offers a range of services and programs to assist students in maximizing their potential for success: short-term individual, couples, and group counseling, as well as crisis intervention, outreach, consultation, and referral services. The staff is licensed by the State of Texas and assists students who are dealing with academic skills concerns, situational crises, adjustment problems, and emotional difficulties. Information shared with the staff is treated confidentially and in accordance with Texas State Law. Location: Hobart Taylor, 2<sup>nd</sup> floor; Phone: 936-261-3564; <a href="#">Health &amp; Counseling Center Website</a></p>



<p><b>Office of Testing Services</b></p>	<p>The Office of Testing Services serves to facilitate and protect the administration of educational and professional exams to aid students, faculty, staff, and the community in their academic and career goals. We provide proctoring services for individuals who need to take exams for distance or correspondence courses for another institution, exams for independent study courses, or make-up exams. In order for a proctored exam to be administered by our office, the instructor of the course must first submit the online PVAMU Testing Services – Test Proctoring Form (this form can only be completed by the instructor) to the Office of Testing Services 72 hours prior to the first exam being administered. Once the Test Proctoring Form has been submitted, the instructor will inform their testers so they can then register for an appointment with our office on one of the selected proctored exam test dates within the testing window for the exam and pay the applicable fees. To access the OTS – Test Proctoring Form, to schedule a proctored exam appointment, or to find more information about our proctoring services, please visit the <a href="#">OTS – Proctoring Service website</a>. Location: Wilhelmina Delco, 3<sup>rd</sup> Floor, Rm. 305; Phone: 936-261-3627; Email: <a href="mailto:aetesting@pvamu.edu">aetesting@pvamu.edu</a>; <a href="#">Testing Website</a></p>
<p><b>Office of Diagnostic Testing and Disability Services</b></p>	<p>The Americans with Disabilities Act (ADA) is a federal anti-discrimination statute that provides comprehensive civil rights protection for persons with disabilities. Among other things, this legislation requires that all students with disabilities be guaranteed a learning environment that provides for reasonable accommodation of their disabilities. If you believe you have a disability requiring an accommodation, contact the Office of Disability Services. As a federally-mandated educational support unit, the Office of Disability Services serves as the repository for confidential disability files for faculty, staff, and students. For persons with a disability, the Office develops individualized ADA letters of request for accommodations. Other services include learning style inventories, awareness workshops, accessibility pathways, webinars, computer laboratory with adapted hard and software, adapted furniture, proctoring non-standardized test administrations, ASL interpreters, ALDs, digital recorders, Livescribe, and a comprehensive referral network across campus and the broader community. Location: Hobart Taylor, Rm. 1D128; Phone: 936-261-3583; <a href="#">Disability Services Website</a></p>
<p><b>Center for Instructional Innovation and Technology Services (CIITS)</b></p>	<p>Distance Learning, also referred to as Distance Education, is the employment of alternative instructional delivery methods to extend programs and services to persons unable to attend classes in the traditional manner. CIITS supports student learning through online, hybrid, web-assist, and 2-way video course delivery. For more details and contact information, visit <a href="#">CIITS Student Website</a>. Phone: 936-261-3283 or email: <a href="mailto:ciits@pvamu.edu">ciits@pvamu.edu</a>.</p>
<p><b>Veteran Affairs</b></p>	<p>Veteran Services works with student veterans, current military, and military dependents to support their transition to the college environment and continued persistence to graduation. The Office coordinates and certifies benefits for both the G.I. Bill and the Texas Hazlewood Act. Location: Evans Hall, Rm. 102; Phone: 936-261-3563; <a href="#">Veteran Affairs Website</a></p>
<p><b>Office for Student Engagement</b></p>	<p>The Office for Student Engagement delivers comprehensive programs and services designed to meet the co-curricular needs of students. The Office implements inclusive and accessible programs and services that enhance student development through exposure to and participation in diverse and relevant social, cultural, intellectual, recreational, community service, leadership development, and campus governance. Location: Memorial Student Center, Rm. 221; Phone: 936-261-1340; <a href="#">Student Engagement Website</a></p>

<p><b>Center for Careers &amp; Professional Development</b></p>	<p>This center supports students through professional development, career readiness, and placement and employment assistance. The center provides one-on-one career coaching, interview preparation, resume and letter writing, and career exploration workshops and seminars. Services are provided for students at the Northwest Houston Center and College of Nursing in the Medical Center twice a month or on a requested basis. Distance Learning students are encouraged to visit the center website for information regarding services provided. Location: Anderson Hall, 2<sup>nd</sup> floor; Phone: 936-261-3570; <a href="#">Center for Careers &amp; Professional Development Website</a></p>
<p><b>COVID-19 Campus Safety Measures</b></p>	<p>In accordance with the latest guidelines from the PVAMU Health Services, the following measures are in effect until further notice.</p> <ul style="list-style-type: none"> <li>• Students who are ill will be asked to adhere to best practices in public health, such as masking, handwashing, and social distancing, to help reduce the spread of illness across campus.</li> <li>• Mandatory self-reporting will no longer be required by students. Students will be responsible for communicating with their professors regarding COVID, similarly to any other illness.</li> <li>• There will be no mandatory isolation. Students who are too ill to engage in classroom activities will be responsible for securing the appropriate documentation to support the absence.</li> <li>• Students who self-isolate will be responsible for communicating with their professors and securing an excuse from Student Conduct.</li> <li>• All students will have access to <a href="#">TimelyCare</a>, a telehealth platform that provides virtual medical care 24/7 and by appointment in the Student Health Clinic. Students are encouraged to enroll with TimelyCare at the beginning of the semester, at <a href="https://timelycare.com/pvamu">timelycare.com/pvamu</a>.</li> </ul> <p>Students will have access to COVID testing in the Student Health Clinic by appointment. Testing is for students who are symptomatic ONLY.</p>

<p><b>Technical Considerations for Online and Web-Assist Courses:</b></p>	
<p><b>Technical Considerations</b></p>	<p><b>Minimum Recommended Hardware and Software:</b></p> <ul style="list-style-type: none"> <li>• Intel PC or laptop with Windows 10 or later version; Mac with OS Catalina</li> <li>• Smartphone or iPad/tablet with wi-fi*</li> <li>• High-speed internet access</li> <li>• 8 GB memory</li> <li>• Hard drive with 320 GB storage space</li> <li>• 15" monitor, 1024 x 768, color</li> <li>• Speakers (internal or external)</li> <li>• Microphone and recording software</li> <li>• Keyboard &amp; mouse</li> <li>• Most current version of Google Chrome, Safari, or Firefox</li> </ul> <p><b>Note:</b> Be sure to enable Java &amp; pop-ups in the web browser preferences</p> <p>* Some courses may require remote proctoring. At this time only Chromebooks, laptops, and desktops running Windows or Mac work with our proctoring solution, but iPads are not compatible. Most other applications will work with Android or Apple tablets and smartphones.</p>

	<p><b>Participants should have a basic proficiency of the following computer skills:</b></p> <ul style="list-style-type: none"> <li>• Sending and receiving email</li> <li>• A working knowledge of the Internet</li> <li>• Microsoft Word (or a program convertible to Word)</li> <li>• Acrobat PDF Reader</li> <li>• Windows or Mac OS</li> <li>• Video conferencing software (Zoom)</li> </ul>
<b>Netiquette (online etiquette):</b>	<p>Students are expected to participate in all discussions and virtual classroom chats as directed. Students are to be respectful and courteous to others on discussion boards. Foul or abusive language will not be tolerated. Do not use ALL CAPS for communicating to others AS IT CAN BE INTERPRETED AS YELLING. Avoid slang terms such as "wassup?" and texting abbreviations such as "u" instead of "you." Limit and possibly avoid the use of emoticons. Be cautious when using humor or sarcasm as tone is sometimes lost in an email or discussion post, and the message might be taken seriously or sound offensive.</p>
<b>Video Conferencing Etiquette</b>	<p>When using Zoom, WebEx, or other video conferencing tools, confirm the visible area is tidy, clear of background clutter, inappropriate or offensive posters, and other distractions. Ensure you dress appropriately and avoid using high traffic or noisy areas. Stay muted when you are not speaking and avoid eating/drinking during the session. Before the class session begins, test audio, video, and lighting to alleviate technology issues.</p>
<b>Communication Expectations and Standards</b>	<p>Emails or discussion postings will receive a response from the instructor, usually in less than 48 hours. Urgent emails should be marked as such. Check regularly for responses.</p>
<b>Discussion Requirement</b>	<p>Online courses often require minimal to no face-to-face meetings. However, conversations about the readings, lectures, materials, and other aspects of the course can occur in a seminar fashion. The use of the discussion board will accomplish this. The instructor will determine the exact use of discussion boards.</p> <p><b>It is strongly suggested that students type their discussion postings in a word processing application such as Word and save it to their PC or a removable drive before posting to the discussion board.</b> This is important for two reasons: 1) If for some reason your discussion responses are lost in your online course, you will have another copy; 2) Grammatical errors can be greatly minimized by the use of the spell-and-grammar check functions in word processing applications. Once the post(s) have been typed and corrected in the word processing application, copy and paste to the discussion board.</p>
<b>Technical Support:</b>	<p>Students should go to the <a href="#">Password Reset Tool</a> if they have password issues. The page will provide instructions for resetting passwords and contact information if login issues persist. For other technical questions regarding eCourses, call the Center for Instructional Innovation and Technology Services (CIITS) at 936-261-3283 or email <a href="mailto:ciits@pvamu.edu">ciits@pvamu.edu</a>.</p>
<b>Submission of Assignments-On Line:</b>	<p>Assignments, Papers, Exercises, and Projects will be distributed and submitted in class and canvas.</p>

	<p><b>ASSIGNMENTS</b> are due at the start of the class session. No late work will be accepted without proper documentation.</p> <p>All team activities will done as a team. If you are late to class you will have to oomplete the activity on your own.</p>
<b>Grade and Evaluation</b>	<p><b>Grades for assignments, submissions, and exams will be posted within five (5) business days from the due date.</b> You will be notified if those circumstances change. Responses will usually provide a grade and written feedback as well.</p> <p><b>Emails will be responded to via email within 24 hours Monday-Friday before 5:00 PM.</b> There will not be a response to emails asking about the class discussion (check your weekly schedule). Call me anytime night or day or weekend if you have questions or need help. 979-777-4861</p> <p>Please send all correspondences to the instructor's Canvas portal and abm@tamu.edu. Do not send any course materials, assignments, questions, or any email(s) to the instructor's PV's webmail Outlook account. This method will allow the instructor to track you and all correspondences to better serve your needs in a timely manner.</p>

<b>ACCREDITATION/ASSESSMENT CRITERIA Table No. 1-NAAB CRITERIA</b>					
This course is structured to assist the student meet the following criteria shown in <b>Table No. 1</b> as established by the National Architectural Accreditation Board (NAAB). To view the entire list, go to the NAAB website, <a href="http://www.naab.org">www.naab.org</a> and access "2016 NAAB Conditions for Accreditation."					
Performance Criteria:	Ability	Understanding	Course Learning Outcomes Competencies (T, R, I)		
			T Taught	R Reinforced	I Utilized/ Integrated
<b>REALM A: Critical Thinking and Representation</b>					
A.1. Professional Communication Skills (Ability)			T	R	
A.2. Design Thinking Skills (Ability)					
A.3. Investigative Skills (Ability)			T	R	
A.4. Architectural Design Skills (Ability)					
A.5. Ordering Systems (Ability)					
A.6. Use of Precedents (Ability)					
A.7. History and Global Culture (Understanding)					
A.8. Cultural Diversity and Social Equity (Understanding)					
<b>REALM B: Building Practices, Technical Skills, and Knowledge</b>					
B.1. Pre-Design (Ability)					
B.2. Site Design (Ability)					
B.3. Codes and Regulations (Ability)				R	

B.4. Technical Documentation (Ability)				R	
B.5. Structural Systems (Ability)					
B.6. Environmental Systems (Ability)					
B.7. Building Envelope Systems and Assemblies (Understanding)					
B.8. Building Materials and Assemblies (Understanding)					
B.9. Building Service Systems (Understanding)					
B.10. Financial Considerations (Understanding)					
<b>REALM C: Integrated Architectural Solutions</b>					
C.1. Research (Understanding)					
C.2. Integrated Evaluations and Decision-Making Design Process (Ability)			T		
C.3. Integrative Design (Ability)			T		
<b>REALM D: Professional Practice</b>					
D.1. Stakeholder Roles in Architecture (Understanding)					
D.2. Project Management (Understanding)					
D.3. Business Practices (Understanding)					
D.4. Legal Responsibilities (Understanding)				R	
D.5. Professional Conduct (Understanding)				R	

### ACCREDITATION/ASSESSMENT CRITERIA TABLE 2: ACCE CRITERIA













This course is structured to assist the student meet the following criteria shown in **Table No. 1** as established by the American Council for Construction Education (ACCE) *Standards and Criteria for Accreditation*. To view the entire list, go to the ACCE website, [www.acce-hq.org](http://www.acce-hq.org) and view the "Accreditation Procedures."

Course Learning Outcomes:	Competencies (T, R, I)		
	T Taught	R Reinforced	I Utilized/ Integrated
<ul style="list-style-type: none"> <li>Create a construction project safety plan with hazmat, EAP, safety data sheets, silicosis, and corporate wellness sections</li> </ul> <b>Project Safety Plan- create</b>	T	R	
<ul style="list-style-type: none"> <li>Develop and demonstrate with case studies, the <b>ability to solve problems and evaluate an accident, and a near miss.</b></li> </ul> <b>Describe Quality assurance and control</b>		R	
<ul style="list-style-type: none"> <li>Develop corrective procedures for trade union and craft operations as well as project operations using checklists with required SOP's</li> </ul> <b>Project safety plan</b>	T		
<ul style="list-style-type: none"> <li>Complete a JSA and identify risks and corrective measures.</li> </ul> <b>Understand Risk Management</b>	T	R	
<ul style="list-style-type: none"> <li>Identify training and behavioral performances techniques that can be used on the jobsite to increase situational awareness</li> </ul>	T		I

<ul style="list-style-type: none"> <li>Apply construction management skills as a member of a multidisciplinary team in dealing with dual and merit operations, language barriers, and overall OSHA safety for all workers.</li> </ul> <p>Apply construction management skills as a member of a multidisciplinary team</p>	T		
---	---	--	--


**COURSE OUTLINE: EVENT AND LECTURE SCHEDULE**






This schedule is subject to change as the semester proceeds in order to cover the most important material in the time. Revisions will be duly noted and announced in class. All referenced readings are taken from the required text.







	Registration/Assembly Dates		Dates exam scores will be posted
	Key Dates		Holidays
	Graduation Applications		Guest lectures
	Dates for Exams		Project Team Workshops
	Proctored Exams		Class Sessions using teleconference technology
	Lecture Completed		Lecture Notes, Assignments, and Articles posted to CANVAS

**16 WEEK CALENDAR**








*Insert general topics and assignments.* 







<b>Week One:</b> Topic			
<b>January 15-19 2024</b>			
Chapter (s):			
Assignment (s):			
University Events: 	January 15, 2024 [Monday]		MARTIN LUTHER KING DAY (University Closed)











	January 16, 2024 [Tuesday]	First Class Day Tuition & Fees Payment Due Date	
	January 16, 2024 [Tuesday]	TUITION AND FEES PAYMENT DUE DATE @ 5:00 PM	
	January 16-23, 2024 [Tuesday-Tuesday]	Late Registration/Late Registration Fee Begins (\$50.00)	
	January 16-23, 2024 [Tuesday-Tuesday]	 ATTENDANCE REPORTING PERIOD (ND/SH). Students who do not attend class during this period will have their courses removed and financial aid reduced or cancelled!	
<b>Week Two:</b> Topic <b>January 22-26, 2024</b>			
Chapter (s):		<ul style="list-style-type: none"> <li>Read Chapter 1-General Duty clause and list 10 words that safety means to you</li> <li></li> </ul>	
Assignment (s):		<ul style="list-style-type: none"> <li>List 10 words that safety means to you</li> </ul>	
<b>University Events:</b> 			
<b>Week Three:</b> Topic <b>-January 29, 2024</b>			
Chapter (s):		<b>Introduction to Mental Health in industry</b>	
Assignment (s):			
<b>University Events:</b> 	January 30 [Tuesday]	Financial Aid Refunds Begin	
	January 31, 2024 [Wednesday]	 CENSUS DATE (12 <sup>TH</sup> CLASS DAY)  FINAL DAY TO DROP/WITHDRAW FROM COURSE WITHOUT ACADEMIC RECORD. [Note: A Financial Record will still exist.]	
	February 1, 2024 [Thursday]	WITHDRAWAL FROM COURSES “WITH ACADEMIC RECORD” (W) BEGINS.	
<b>Week Four:</b> Topic <b>February 5-9, 2024</b>			












Chapter (s):	<b>Mental Health in Industry</b>		
Assignment (s):	<b>Bring a chemical to class February 12- Safety data sheet</b>		
University Events: 	February 6, 2024 [Tuesday]	 <b>DROP FOR NON-PAYMENT OF TUITION AND FEES @ 5:00 PM.</b>	
<b>Week Five:</b> Topic <b>February 12-16, 2024</b>			
Chapter (s):	<b>Hazard communication and safety data sheets</b> <b>Lecture Segment #5: Safety trends and current industrial models</b> <b>Lecture Segment #1: Introductions and the Course Syllabus</b> <b>Lecture Segment #2: Why safety???????</b> <b>Lecture Segment #4: What is OSHA and the federal standards</b>  <b>Lecture Segment #6: safety data sheets and hazard chemicals of the construction site</b>		
Assignment (s):			
University Events: 	February 12, 2024 [Monday]	 <b>CENSUS DATE (20<sup>th</sup> CLASS DAY)</b>	
	February 14, 2024 [Wednesday]	<b>PVAMU Architecture + Construction Science Career Fair 2024</b>  9:00 AM- 4:00 PM held in the Kennedy Building and the Fabrication Center	
<b>Week Six:</b> Topic <b>February 19-23, 2024</b>			
Chapter (s):	<b>Picture of jobsite dealing with fire, personal protective equipment and signs and barricade- obtain a jobsite with the standards listed above</b> <b>May work individual or with two in group</b> <b>Subpart E, F, G- refer to safety notes on canvas and CFR 1926</b>		
Assignment (s):			
University Events: 			
<b>Week Seven:</b> Topic <b>February 26-March 1, 2024</b>			



Chapter (s):	<b>Introduction to JSA ( use pictures of PPE , Fire or signs and barricades)</b>	
Assignment (s):		
University Events: 		
<b>Week Eight:</b> Topic <b>March 4-8, 2024</b>		
Chapter (s):	<b>Subparts ladders, scaffolds and fall protection</b>	
Assignment (s):	<b>Take home review subpart knowledge exercise due to canvas March 10, 2024</b>	
University Events: 	March 7-10, 2024 [Thursday-Saturday]	 <b>Mid-Term Exams</b>
<b>Week Nine:</b> Topic <b>March 11-15, 2024</b>	<b>SPRING BREAK!</b>	
Chapter (s):		
Assignment (s):		
University Events: 	March 13, 2024 [Wednesday]	 <b>MID-TERM EXAM GRADES DUE</b>
	March 15, 2024 [Friday]	 <b>Spring Break (University Closed) SUBJECT TO APPROVAL BY THE TAMUS Board of Regents!</b>
<b>Week Ten:</b> Topic <b>March 18-22, 2024</b>		
Chapter (s):	<b>Subparts equipment, excavation, health concerns in industry</b>	
Assignment (s):	<b>Canvas for the health and industry first aid Components of a specific safety plan due last day of class Spring 2024</b>	
University Events: 	March 20, 2024 [Wednesday]	<b>Founders Day/Honors Convocation</b>

<b>Week Eleven: Topic</b> <b>March 25-29, 2024</b>			
Chapter (s):	<b>Subpart tools and electrical</b>		
Assignment (s):	*****Bring two facts on craft and trade unions - safety plan template		
University Events: 	March 25, 2024 [Monday]	  <b>SPRING 2024 GRADUATION: FINAL DATE TO APPLY FOR GRADUATION! (Ceremony participation)</b>	
	March 26, 2024 [Tuesday]	March 29, 2024 Good Friday- no classes [Friday]	
<b>Week Twelve: Topic</b> <b>April 1-5, 2024</b>			
Chapter (s):			
Assignment (s):	<ul style="list-style-type: none"> <li>• Health and wellness fact sheets and Safety fact sheet on Subpart J,K, L, X,P,I</li> <li>Industrial first aid and SOPS- canvas</li> <li>Site specific safety plan</li> </ul>		
University Events: 	April 3, 2024 [Wednesday]	 <b>FINAL DAY TO WITHDRAW FROM COURSES WITH ACADEMIC RECORD ("W") ENDS</b>	
			
<b>Week Thirteen: Topic</b> <b>April 8-12, 2024</b>			
Chapter (s):			
Assignment (s):	<b>Site specific safety plan</b>		

University Events: 	April 8, 2024 [Monday]	 Priority Registration Period for continuing students for Summer Term 2024 and Fall Semester 2024. <b>[SPECIAL POPULATIONS]</b>	
	April 9, 2024 [Tuesday]	 Priority Registration Period for continuing students for Summer Term 2024 and Fall Semester 2024. <b>[DOCTORAL, MASTERS AND SENIORS]</b>	
	April 10, 2024 [Wednesday]	 Priority Registration Period for continuing students for Summer Term 2024 and Fall Semester 2024. <b>[JUNIORS]</b>	
	April 11, 2024 [Thursday]	 Priority Registration Period for continuing students for Summer Term 2024 and Fall Semester 2024. <b>[SOPHOMORES]</b>   <b>SPRING 2024 GRADUATION: Final Day to Apply for Graduation-Degree Conferral Only. (NO ceremony participation or name listed in program.)</b>	
	April 12, 2024 [Friday]	 Priority Registration Period for continuing students for Summer Term 2024 and Fall Semester 2024. <b>[FRESHMEN]</b>	
<b>Week Fourteen: Topic</b> <b>April 15-19, 2024</b>			
Chapter (s):	<b>Accident of jobsite- picture, write a scenario 5 ws, corrective SOPS</b>		
Assignment (s):	<b>JSA ( bring a picture of any of the subparts to class)</b>		
University Events: 			
<b>Week Fifteen Topic</b> <b>April 22-26, 2024</b>	<b>Review standards OSHA</b> <b>Site specific safety plan</b>		
Chapter (s):			
Assignment (s):			
University Events: 	April 26, 2024 [Friday]	 <b>SPRING 2023 GRADUATION: Final Day to Apply for Graduation-Degree Conferral Only. (NO ceremony participation or name listed in program.)</b>	
<b>Week Sixteen</b>			

	April 16, 2024 [Monday]	 Last Day to Withdraw from a Course or the University ("W")	
	April 29, 2024 [Monday]	 <b>LAST DAY OF CLASS FOR SPRING SEMESTER 2024</b> OSHA/ Bring OSHA fee 10 dollars for the card	
	April 30, 2024 [Tuesday]	 <b>STUDY DAY (NO CLASSES IN SESSION)</b>	
	May 1-8, 2024 [Wednesday-Wednesday]	 <b>FINAL EXAMINATION PERIOD</b>	
	May 9, 2024 [Thursday]	 <b>FINAL GRADES FOR GRADUATION CANDIDATES DUE BY 12:00 PM!</b>	
	May 11, 2024 [Saturday]	 <b>COMMENCEMENT</b>	
	May 14, 2024 [Tuesday]	 <b>FINAL GRADES DUE FOR ALL STUDENTS BY 11:59 PM!</b>	

In order to assure that you have read over this entire document you are required to sign the Statement of Agreement on the final page of the syllabus and return it at the start of second-class period. This will be our contract that you have read over the entire syllabus and that you understand what is expected of you in this class.

 [Edit to fit your course.](#)

**STATEMENT OF AGREEMENT**

I have read the Course Syllabus for **CONS 4360-P01 Spring Semester 2024**, including the Class Lecture and Event Schedule, and agree to abide by the conditions for the class as spelled out in this document. My signature indicates my personal commitment to meeting the course objectives and succeeding in this educational endeavor.

Individual OSHA fee for card: 10 dollars paid at time receive cards

number \_\_\_\_\_

Phone

Signature-Student

Email: \_\_\_\_\_

\_\_\_\_\_/\_\_\_\_\_/2024

Student name (Please print neatly)

Student ID #

Date

Signature-Instructor

\_\_\_\_\_/\_\_\_\_\_/2024

Instructors name

Date

---

**RETURN THIS PAGE FROM THE SYLLABUS TO THE INSTRUCTOR TO COMPLETE  
YOUR ENROLLMENT IN THIS COURSE.**

RECEIVED WITH STUDENT'S SIGNATURE: \_\_\_\_\_

ENTERED INTO GRADE BOOK: \_\_\_\_\_

---



